



BROADFORD SECONDARY COLLEGE NEWSLETTER

No 21

December 20th 2024

UPCOMING EVENTS AND DATES TO REMEMBER

January

Monday 27th

Australia Day Public
Holiday

Tuesday 28th

Staff Return
Pupil Free Day

Wednesday 29th

Staff Return
Pupil Free Day

Thursday 30th

Yr 7, Yr 11 & Yr 12 VCE
Commence

Friday 31st

Yr 8,9,10, VCE VM
Commence

February

Monday 10th

Swimming Sports

PRINCIPAL'S REPORT

It's amazing to think we have come to the end of another year. A special congratulations to this year's DUX, Dominik McKinlay who scored an ATAR of 91.15. Dominik hopes to get into Biomedical Science at La Trobe university to study medicine.

At the end of each year, we also say farewell to some leaving staff members and thank them for their contributions to our school community.

This year we say goodbye to:

Landon Smith – Landon will return to Canada to complete his master's degree

Sarah Gething & Aaron Tilley – both from the Wellbeing team

Chris Treven & Isaac Lambert – from the IT team

Judy Campbell will be taking Long Service Leave for term 1 and Sarah Groves will take Long Service Leave for terms 1 & 2. I wish you both a relaxing break.

A huge thank you to School Council members for their ongoing support of our college community this year.

We will be looking for parents to join this committee in the new year, I hope this is something you will give some serious thought to.

Staff will return on 28th and 29th January 2025. These two days are student free days.

Years 7, 11 & 12 (except VCEVM & VPC students) commence on Thursday 30th January 2025.

Years 8, 9, 10 & VCEVM and VPC students return on Friday 31st January 2025.

I hope all families have a wonderful Christmas break and take the time to recharge and spend quality time with loved ones.

Tania Pearson

Principal

Principal: Ms Tania Pearson
Tel: 03 5784 1200

Pinniger Street, PO Box 108 , Broadford 3658

<https://broadfordsc-vic.compass.education/>

SCHOOL SAVING BONUS

The Victorian Government is providing a one-off \$400 School Saving Bonus for parents and carers of all Victorian government school students from Prep to Year 12 in 2025. This support will help cover the cost of school uniforms, textbooks, and school activities like camps, excursions and sports.

We have put together some information for you based on some of the questions we have been asked.

We will be running a Webex session for SSB to cover the information below on Tuesday 26th November at 6pm. Please use this link to join:

<https://eduvic.webex.com/eduvic/j.php?MTID=maeb52165f44cf1d5fd573c555e6f20ab>

When will SSB be available?

26-28 November:

Parents/Carers receive email from Department of Education with SSB portal login information and code.

29 November and after:

SSB can be spent with suppliers or at school.

How will SSB be accessed?

An email will be sent out by Department of Education on the above dates to parents/carers of eligible students enrolled at school with a code and a link to the SSB system.

Funds will be accessed by logging into the SSB portal. There will be options for online vouchers, in store vouchers, or credit transfers to the school.

What can SSB be spent on?

The bonus can be used to pay for 2025 costs such as:

- Excursions, camps, or trips
- Sports
- Graduation
- School Uniforms
- Textbooks (*and some stationery if ordered with textbooks*)

Where can SSB be used?

SSB can be spent at approved suppliers or it can be used for school costs.

For BSC, those approved suppliers are:

- **All Things Uniform** (you can order NOW and choose to pay later with voucher)
- **Campion** (information sheet attached)

Orders must be placed directly with the suppliers using the SSB online or instore vouchers. The school is unable to place any orders on behalf of families.

The SSB can only be used at these suppliers or at the school. Funds can be used online, instore, or applied as a credit to the student account at school.

What happens if SSB is not all used?

Any balance remaining in SSB by 30 June 2025 will transfer to the student account at school and can be used for school activities or costs.

Unused funds will rollover to the next year if not used by end of Term 4. If a student leaves school, SSB will remain with the family if there is a sibling, it cannot be paid out. (*as with CSEF*).

What happens if I have trouble accessing the portal?

The portal is managed by the Department of Education, and the school will not be able to assist with any queries relating to accessing the portal or resetting codes. The Department will provide helpline information in their emails.

What happens if an email is not received by the 29th November?

Emails are sent by the Department to the primary contact on record at the school.

If you have not received an email by 29th November, please contact the school to check your details.

If your student is starting Year 7 in 2025 you may not receive an email until mid-December.

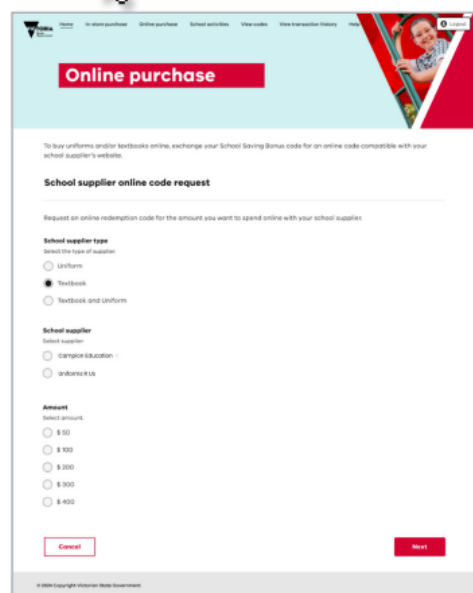
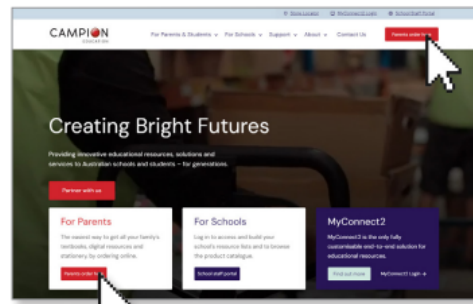
We will provide more information at the Year 7 Information night on 3rd December.

USING YOUR SCHOOL SAVING BONUS WITH CAMPION



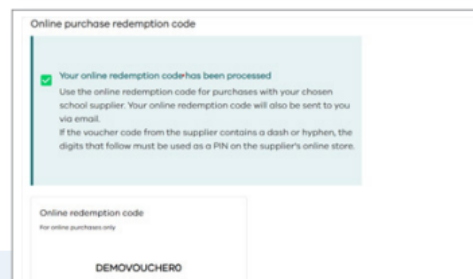
Online ordering with SSB

1. Head to www.campion.com.au and tap 'Parents order here'
2. Log in and follow the prompts to select the year level for your student. Select the resources you need
3. Complete your details, check the summary, and you will see the amount owing. You can pay using SSB, your credit or debit card or a mix of both
4. To use your SSB, refer to the Vic government email with SSB portal details:
 - Open a new browser window. Login to SSB portal and choose 'Online purchase'
 - Choose 'Textbook' then 'Campion Education'
 - Draw down a voucher for the amount of SSB you want to use (\$50, \$100, \$200, \$300, \$400)
 - Request your online code - it will appear on screen and be sent by email
 - Once you have your online code, head back to Campion ordering!
5. At the Campion payment screen, tap the blue SSB button. Follow the prompts to pay, confirm the order and you're done!



In-store shopping with SSB

1. To use your SSB, refer to the Vic government email with SSB portal details and your unique code
 - Login to SSB portal
 - Choose 'In-store purchase'
 - A Bonus code will appear in written and/or QR formats
2. Head to your local Campion store (details below) and let staff know you will be using SSB
3. You can pay using SSB, your credit or debit card, cash or a mix.



Need help?

Vic Government SSB information: vic.gov.au/school-saving-bonus
 Campion SSB FAQs: campion.com.au/ssb
 Campion trading hours and locations: campion.com.au/stores

Hot tip:
 SSB online codes also work in-store at Campion!

YEAR 12 2025 JACKET ORDER

ORDER ONLINE : <http://bsc.allthingsuniform.getworkgear.com/>

ORDER FORMS MUST IN FULL BE COMPLETED & HANDED INTO ALL THINGS UNIFORM



School Logo embroidered on front LHS Chest
First Name or Surname Printed on the back
With Twenty 25



Payment to be made when order is placed

Name :		Room Number :		
Ph :		Price	Size	Quantity
Jacket	XXS – 3XL	\$99.00		
Name on Back	***			
*** First Name or Surname Only ***		Total		

****ORDER FORMS MUST BE COMPLETED IN FULL & HANDED INTO ALL THINGS UNIFORM ****

Card Number		Type of card	<input type="checkbox"/> VISA	<input type="checkbox"/> MasterCard																				
<table border="1"> <tr> <td></td><td></td><td></td><td></td><td></td><td></td><td></td><td></td><td></td><td></td><td></td><td></td><td></td><td></td><td></td><td></td><td></td><td></td><td></td><td></td> </tr> </table>																						Exp Date		
Name on card :- _____		<table border="1"> <tr> <td></td><td></td><td>/</td><td></td><td></td> </tr> </table>					/																	
		/																						
Signature :- _____																								

-- All Things Uniform – 64 High St Broadford 5784 2276 -- 9am to 5pm Weekdays --

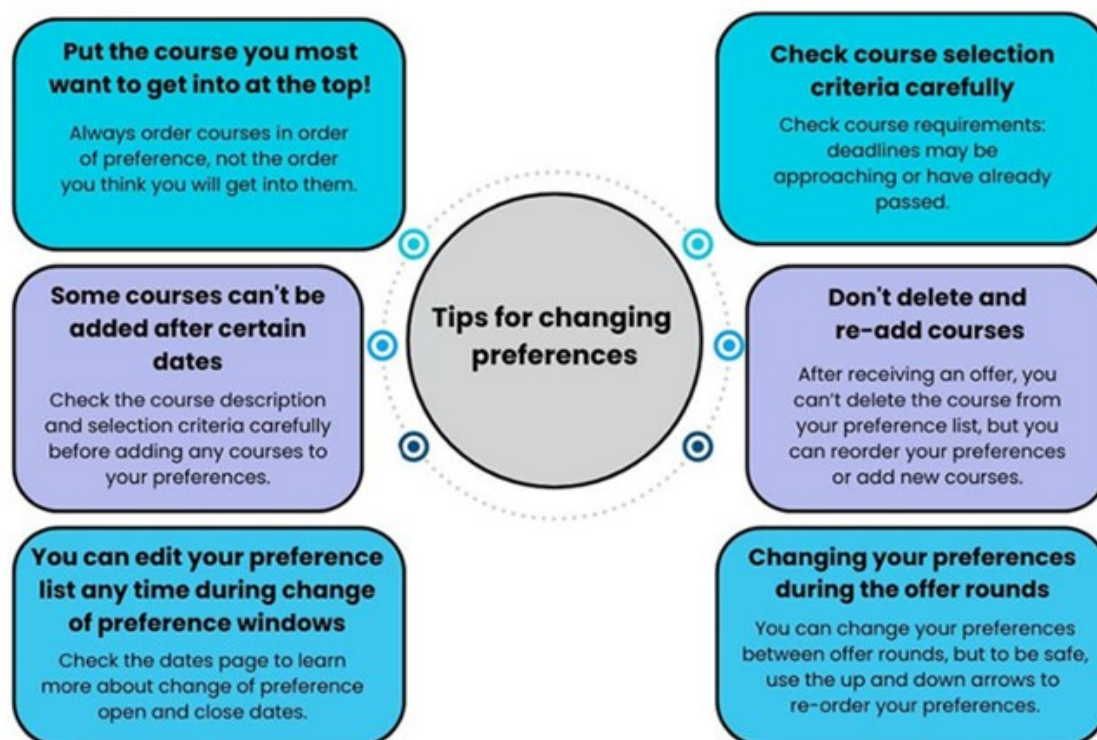
Change Of Preference

What is change of preference?

During specified periods you can add, remove or re-order the course preferences in your VTAC course application.

You may want to change your preferences if you have changed your mind about which course you most want to study, if a new course has become available and you would like to add it to your preference list, or if a course you had applied for has been cancelled and you want to replace it on your preferences list.

There is no cost involved in changing your preferences. As long as you have paid your course application processing fee, you can change your preferences as many times as you like within the specified periods.



CHANGE OF PREFERENCE APPOINTMENTS AT BSC

(Note that the COP period runs from Wednesday 12/12 until Saturday 14/12)

The Careers Room will be open for COP Interviews at the following times. All bookings can be made through Compass.

(Bookings essential. Please do not 'drop in' as other students may have made appointments.)

Thursday December 12th 8.00 a.m. – 5.00 p.m.

Friday December 13th 8.00 a.m. – 5.00 p.m.

If your results and ATAR are disappointing, it is important that you telephone me to make an appointment to come to school as soon as possible so that I can look at all of your options.

How do I access my results online?

You can access your results via the [VCE Results and ATAR Service](https://resultsandatar.vic.edu.au) website resultsandatar.vic.edu.au or the Results and ATAR app. The app is available from Google Play or the App Store.

You will need your VCAA student number and personal details to register. You will select a secure password when registering, which you will use to access your results on Thursday 12 December 2024.

The screenshot shows the 'VCE Results and ATAR 2024' login and registration page. At the top, it states: 'VCE Results and ATAR advice will be available from 7:00 AM, Thursday 12 December 2024.' Below this, it asks the user to 'Please enter your VCAA Student Number and Results Service Password'. There are two input fields: 'Student Number' with a placeholder 'e.g. 14123917W' and 'Results Service Password'. A blue 'LOGIN »' button is positioned below the fields. To the right of the button is a link that says 'Forgot your password?'. Below the login section is a 'Register for the Results and ATAR Service' section. It contains the text: 'To access your VCE results and ATAR, you will first need to register. You will need your VCAA student number.' and a blue 'REGISTER »' button.

Register early

You will need to register prior to results being released. Registration opens in July and we encourage you to complete registration by 5.00 pm Wednesday 11 December to ensure the fastest access to your VCE Results and ATAR when they are released.

You only need to register once. The password you create can then be used for both the internet service and mobile app.


Please note: your VTAC account is separate to your registration for the VCE Results and ATAR Service.

Dates for University Offers

- 23rd December 2024
- 10th January 2025
- 28th January 2025
- 4th February 2025
- 11th February 2025
- 18th February 2025

Offers are emailed to applicants on the day of release and available in the VTAC account from 2pm the same day (10am for the December round only)

Supplementary offers commence from February round 1 (applicants who have given permission and have not received an offer in a previous round may be eligible to receive a supplementary offer).



Kilmore District Hospital is having a

GARDEN PARTY

Join us in supporting our community hospital.

FEBRUARY 16 2025

9AM - 2PM

KILMORE HOSPITAL

1 ANDERSON RD, KILMORE

- Devonshire tea
- Live music
- Market stalls
- Jumping castle
- Face painting
- Sausage sizzle
and much, much more.

All proceeds will go to Kilmore
District Hospital to raise money
for life saving equipment and
services.

Uniform Expectations at BSC: A Guide for Families

At Bradford Secondary College, we take pride in maintaining a uniform standard that reflects our school values and fosters a sense of community.

To ensure clarity, here is a reminder of our uniform expectations, including what is and isn't acceptable for students to wear.

Approved School Uniform

Everyday Uniform:

- **Bottoms:** Plain black BSC pants, tracksuit pants, black flairs or black shorts (mid-thigh length).
- **Tops:** School white polo shirt or house polo shirt.
- **Outerwear:** Additional polar fleece, black windbreaker jacket, vest, or rugby top.
- **Accessories:** Black scarf, school beanie, school cap, or house bucket hat.
- **Footwear:** Enclosed runners or dress shoes.

Dresses/Skirts: School dress or skirt (plain black tights can be worn with the skirt).

Sports Uniform:

- School house polo shirt.
 - Plain black tracksuit pants (no stripes or logos).
 - Sports shorts.
 - Proper sports shoes.
-

Unacceptable Items

To maintain consistency, the following items are **not** permitted:

- Leggings of any type
 - Hoodies or hooded clothing of any kind.
 - Denim.
 - Slippers, Ugg boots
 - Crocs
 - Non-BSC hats or beanies.
 - Factory shoes or shoes of any colour other than black.
 - Long-sleeve coloured/branded jumpers.
 - Tights worn in place of pants, a dress, or shorts.
- .

Welcome to the Broadford Secondary College BYOD Program



SCAN ME!

For any enquiry about the BYOD portal, contact us:

Call: 1300 730 752 (option 6)
Mon-Fri 9am-6pm AEST
Email: byodsupport@jbhifi.com.au

School Code: **BroadfordSec2025**

Why choose JB Hi-Fi Education?

With JB Hi-Fi Education BYOD, our devices are pre-selected by your school, so you should feel reassured that the technologies you're purchasing work seamlessly and securely in the classroom, on the go and at home.

Your children engage in learning through the latest technology while being armed with the skills they will require in their professional lives.

Better learning is just a click away with our BYOD program

- Specialised products approved by your school with school-specific software.
- Commercial pricing for the education sector.
- Wide selection of high-quality accessories.
- Extended warranty and accidental damage protection insurance options.
- Simple online ordering 24/7 with no credit card surcharges.
- Fast, contactless delivery options, including **pick-up at the retail store** of your choice **nationwide**.
- Support from experts Monday to Friday: 8am - 6pm (AEST)

Website: byod.jbhifi.education

Warranty Claims: productcare.jbeducation.com.au



Broadford Secondary College 1:1 Device Program 2024

At Broadford Secondary College, we recognise the increasing presence and importance of technology in students lives. Technology bridges the gap between school and home and provides students with fun and engaging learning opportunities. That is why we are steadfast in our commitment to being a 1:1 device school.

In 2024, we strongly encourage students to own a 1:1 device that will accompany other essential learning materials each lesson. As a school, we are no longer recommending i-Pads for student use at BSC. Below you will find two school recommended devices that can be purchased through the JB-HIFI Parent Portal which is linked to our school.



HP PROBOOK 445 G10



LENOVO 500W

FEATURES	Price	Screen Size	Pen	Supports Adobe Suite	Operating System	Battery Life	Memory & Storage
HP PRO BOOK 445 G10	\$978	14-inch	No	Yes	Windows	Up to 14 hours	8GB RAM 256GB SSD
LENOVO 500W GEN 4	\$772	12.2-inch	Yes	Yes	Windows	Up to 11 hours	8GB RAM 256GB SSD

*If your child is interested in undertaking art based subjects, it is strongly recommended that families consider purchasing a device with a pen that supports the Adobe Suite

How to purchase a device through the JB-HIFI portal

- Here's how it works:
1. Go to www.jbeducation.com.au/byod/
 2. Enter the BYOD code as supplied by your school.

BroadfordSec2024

3. Once logged in, select a student program.
4. Choose your preferred delivery method.
5. Follow the prompts to select your products, accessories and nominate for insurance. Enter your details to proceed.
6. Choose a payment method and complete your order. No surcharges on credit card purchases.

If you have any questions, we're here six days a week:

Web: www.jbeducation.com.au/byod/
 Call: 1300 730 548
 Email: byodsupport@jbhifi.com.au

Frequently Asked Questions

Is it compulsory for students to have a 1:1 device?

While it is not compulsory for students to have a 1:1 device, it is strongly recommended. With a 1:1 device, students will be able to access the full range of learning opportunities available to them at BSC.

Will students be using their devices in every subject, every day?

Each lesson is composed of a variety of learning activities, some that involve devices whilst others do not. Therefore at times there may be lessons where devices aren't used by students, however it is recommended that students bring their device to every lesson.

Where will students store their devices when it is not in use?

It is strongly recommended that students purchase a protective case to store and secure their device. Devices should be stored in student lockers during break times.

Can a student add their own software to their device?

Specific software required for each subject area can be purchased and installed at the discretion of the family.

Will my child be able to print at school?

Yes. Students will be able to print from school.

Is my child expected to take their device home every day?

Yes, students are expected to take their device to and from school each day.

What IT support is provided by the school?

The school will provide support to connect your child's device to the school network and basic troubleshooting. Any physical repairs to the device will be the responsibility of the family.

What about i-Pads?

As a school, we are no longer recommending students purchase i-pads as their 1:1 device. i-Pads restrict the use of a number of software platforms accessed by students at BSC, most notably the G-Suite. In our experience, students have expressed their preference to have a keyboard, particularly as writing demands increase from Year 7 to 12. Finally, i-Pads provide opportunity for greater distractions from learning as the school has limited ability to monitor inappropriate use of apps such as Snap Chat and various online games.

Can I recharge my device at school?

No. It is expected that students will bring their device to school each day, fully charged.

Can my child access games on their device?

Any games or applications are not to be accessed, used or downloaded via the school network unless instructed by school staff.

What happens if my child leaves their device at home?

It is expected that student devices will be at school everyday. Students who do not bring their device will be significantly disadvantaged as their ability to access lesson activities and materials will be compromised.

Will the device be covered by school insurance while it is being used at BSC?

No. It is the responsibility of families to insure their device if they choose to.

Does my home need internet access?

No. Students will be provided with access to the school network while at school, where they can access the information and basic software they require. If you do have internet access at home, you are welcome to connect the device to your internet connection.





Broadford
Secondary College

BROADFORD SECONDARY COLLEGE

SCHOOL-WIDE POSITIVE BEHAVIOUR EXPECTATIONS

LEARNING AREAS OUT IN THE YARD IN THE COMMUNITY ALL SETTINGS DIGITAL SPACE

- Be on time for class with your equipment
- Do your best work and take pride in your work
- Be prepared to have a go

BRING YOUR BEST

- Being responsible for the school environment
- Be inclusive of others
- Going to class when the bell sounds

- Represent the school with pride
- Offering to help members of our community

- Wear uniform with pride
- Model the school values
- Call out poor behaviour

- Use the internet as a learning resource
- Submitting work via Compass by the due date
- Having our devices charged and ready each day

- Be safe when moving around the class
- Use furniture correctly

BE SAFE

- Play safely with others
- Play games in appropriate spaces
- Remain on the school grounds

- Listen to trusted adults
- Be aware around roads and public transport

- Be mindful of ourselves and our surroundings
- Follow and observe the school rules
- Report bullying to teachers

- Informing a trusted adult if we have trouble online
- Keep passwords secure

- Follow teacher's instructions
- Respecting the learning space
- Respect others right to learn

BE RESPECTFUL

- Showing friendly attitudes toward others
- Standing up for others

- Be mindful of the needs of people in the community
- Use appropriate language on public transport
- Respect the law

- Address everybody with respect
- Use respectful language
- Being respectful of others right to learn

- Take care of devices
- Report cyber-bullying to an adult
- Make positive contributions about others



RMIT
UNIVERSITY

 Sir Lawrence Wackett
Defence & Aerospace Centre

Young Women in Aerospace & Defence:

FREE STEM PROGRAM

**JOIN US OVER THE SCHOOL
HOLIDAYS!**

- **Engage in Hands-On Activities:** Take part in either drone construction, app design, glider building, or bot programming, ending with a thrilling race!
- **Meet STEM Professionals:** Q&A sessions and tours of industry-leading aerospace and defence companies.

How to Apply:

1. Submit a **2-MIN VIDEO** telling us why you should be chosen.
2. Upload your video to YouTube or Vimeo as an **UNLISTED** video.
3. Send us your link to:

wackettSTEMprogram@rmit.edu.au

**APPLICATIONS
CLOSE**

25 FEB 2025

